

When you are ready, begin with the procedure from P.3.

The TOEIC® Listening & Reading Test in Institutional Program(Online) takes about 1 hour. Your score will be displayed immediately after completing the test.

*There is no change in test time when taking the TOEIC® Listening & Reading Test (TOEIC L&R) (in Secure Program <SP> and Institutional Program <IP>) that uses the mark sheet method.

*The name of the test on the test screen is "TOEIC® Listening & Reading Test Multi-Stage Adaptive Version".

TOEIC® L&R in IP (Online) Overview



Listening

45 questions /
approx. 25 min.
5-495 points



Reading

45 questions /
37 min.
5-495 points

**90 questions /
approx. 1 hour
10~990 points**
(Scores are in 5-point increments.)

The meaning of the score is the same as that of the mark sheet method.

*Abilities Measured (percentage of correct answers per ability type) are not included in the test results.

The TOEIC® L&R in IP (Online) incorporates the CAT (Computer Adaptive Test) mechanism.

◆ What is a CAT (Computer Adaptive Test)?

It is an adaptive test system that changes the test questions to be asked according to the ability of the examinee. In a CAT, ability is measured using only problems with difficulty levels determined according to the ability of each examinee.

Therefore, it is generally possible to calculate the examinee's ability (score) with a smaller number of questions (=shorter amount of time) than with a paper-based test.

TOEIC® L&R in IP(Online) Question Structure

In the TOEIC® L&R in IP(Online), the Listening and Reading sections each have a common set of questions (25 questions) in UNIT ONE. In UNIT TWO, each examinee has a different set of questions (20 questions) given based on the correctness of their answers in UNIT ONE.

UNIT	Name of each part	No. of questions
Listening Section (approx. 25 minutes)		
UNIT ONE	Photographs	3
	Question-Response	4
	Conversations (with and without a visual image)	9
	Talks (with and without a visual image)	9
UNIT TWO	Question-Response	5
	Conversations (with and without a visual image)	9
	Talks (with and without a visual image)	6
Reading Section (37 minutes)		
UNIT ONE (approx. 23 minutes)	Incomplete Sentences	5
	Text Completion	4
	Reading Comprehension	16
UNIT TWO (approx. 14 minutes)	Incomplete Sentences	7
	Text Completion	4
	Reading Comprehension	9

*The question format is the same for each part with the same name.

*Even if you proceed to UNIT TWO before the allotted time in UNIT ONE has expired, that additional time will not be carried over to the allotted time for UNIT TWO.

*In the Reading section, you can check and correct answers to questions you have answered within the allotted test time of each UNIT. However, after proceeding to UNIT TWO, you cannot return to UNIT ONE.

If you have any questions or concerns, please call the TOEIC Program <IP Test (Online)> Help Desk.

*When making an inquiry, please tell the operator the name of your affiliated group.

TOEIC Program <IP Test (Online)> Help Desk
TEL: 050-1790-7424 (Weekdays only: 10:00am – 5:00pm)

TOEIC® Listening & Reading IP Test (Online) Guidelines

◆ Notes on taking the test

- You can take the test anytime you like during the test period. Please be sure to finish the test by the last day of test period.
- Please prepare headphones or earphones for the Listening section if necessary.
- When the timer reaches zero (or you have clicked the "Finish Test" button), the test session is considered to be finished and will be scored.
*Please note that if you close your browser without proceeding to the Score Display Screen, your test will not be scored.
- Please check the following test operating environment.
Please note that you cannot take the test on smartphones.
*App installation is necessary if taking the test on iPad.

OS	Browser	Others
Windows 11 (64-bit)	<ul style="list-style-type: none"> Google Chrome latest version Microsoft Edge latest version 	<Monitor resolution> 1024×768 or higher is recommended.
macOS latest version	<ul style="list-style-type: none"> Google Chrome latest version *Not compatible with Safari. 	<Screen size> 14 inches or larger is recommended <Recommended network environment> LAN: 100Mbps for each PC Wi-Fi: 54 Mbps or higher. Up to 12 PCs per access point

*Windows/Microsoft Edge, macOS/Google Chrome are not included in the system requirements specified by ETS, the test developer. However, they are confirmed to operate by IIBC verification.

※Be sure to take the test using headphones or earphones with wire if taking the test held with proctoring at the designated room.

- Please check the following test operating environment of your iPad. You cannot take the test on smartphones and other tablets.

モデル	OS	その他
<ul style="list-style-type: none"> iPad 5th generation and later iPad Air 3rd generation and later iPad Pro 3rd generation and later ※Not recommended for iPad mini due to its small monitor size. ※Operation has not been verified for models before the above. 	<ul style="list-style-type: none"> iOS 12.0 and Later 	<Monitor resolution> 2048 × 1536 or higher is recommended. <Network> WiFi ※Please refrain to use 4G network.

※Can not take the test with iPad if taking the test held with proctors at the designated rooms.

- An Authorization Code is required to take the TOEIC Listening & Reading IP Test (Online). The code will be sent to your Hirodai email address. Please keep the code as you need it later.
- Please note that you may not be able to take the test due to regular or emergency maintenance.
- The test title that appears on the screen is TOEIC Listening & Reading Test Multi-Stage Adaptive Version.

◆ Test interruption and restart due to trouble

If you have a problem such as a computer malfunction during the test, close the tab and stop the test. After that, re-access the test website, enter the Authorization Code and log in using the procedure you followed to start the exam. The "Resume Test" button will be displayed. Click the "Resume Test" button and the test will restart from where you stopped.

◆ Prohibited acts

- Providing, transferring or reselling your Authorization Code to a third party.
- Recording (video/audio recording) or copying test items.
- Leaking test items.
- Cheating.
- Sending harmful programs, etc.
- Acts that violate laws, public order, or morals.
- Any other acts that interfere with the system administrator or unjustly violate the rights of third parties.

◆ Disclaimer

The operator will not be responsible for any damage caused by the device or communication of the examinee, or any damage caused by the TOEIC Listening & Reading IP Test (Online) or any changes, suspensions, or abolitions of the site.

◆ 画面イメージ～テスト開始からテスト終了までの流れ～

■ 試験実施について

試験期間：2022年××月××日～2022年××月××日
 Authorization Code：××××××××××

試験期間内に下記URLへアクセスし、Authorization Codeを入力してログインしてください。

URL：<https://area18.smp.ne.jp/area/p/nasj9mfqbk0qhlgm2/hikAfc/login.html>

ログイン後、アンケートの入力が完了しますと、試験画面へ進めるようになります。
 試験終了日の23:59まで受験いただけます。
 ただし、団体ご担当者様が指定する時刻で試験終了となる場合がありますので、ご所属団体からのご案内を必ずご確認ください。

■ 受験後のテスト結果の確認手続きについて

You can not take the test on smartphones and tablets !

Test site URL

Attention !
 The exam period is below.
【2026/5/16 (Sat.)～2026/5/22 (Fri.)】

TOEIC® Listening & Reading IPテスト(オンライン)受験者サイト

ログイン

パスワード再発行はこちら

Authorization Code: []

Password: []

ログイン

※Authorization Code
 → Stated in the text of the email

※Password
 → HU_TOEIC and your date of birth (in 8 digits)
 ex: 2005/4/1→HU_TOEIC20050401

Attention !
 If you fail to log in 5 times you will not be able to log in for 30 minutes.

1. Please check your inbox for the email from Hiroshima Univ. 「受験者情報登録完了通知メール」 the email to confirm completion of your registration”. Access the test-taking URL in the email.

2. Enter your Authorization Code and password and click 「ログイン」 "Login".

登録情報

氏名(漢字)
 氏名(カナ)
 氏名(ローマ字)
 性別
 生年月日
 メールアドレス
 受験番号
 所属コード

登録情報更新

アンケート回答/試験実施

Please don't change 「受験番号」"Registration Number" and 「所属コード」"Group Code"

属性(1～6) アンケートについて

属性1: []

属性2: []

属性3: []

属性4: []

属性5: []

属性6: []

個人情報の同意

上記 同意した上でお進みます。

Check the box

戻る 確認画面へ進む

Please leave the "attribute" fields blank.

3. After confirming your registration information, click「アンケート回答/試験実施」"Answer Questionnaire/Exam".

Please don't change 「受験番号」"Registration Number" and 「所属コード」"Group Code"

4. Please answer the questionnaire. ■ Please leave the "attribute" fields blank.

5. Click「確認画面へ進む」"Proceed to confirmation screen"

今年1月の大学入学共通テスト英語をご受験された方にお伺いします。その時のスコアを入力ください。(自己採点スコアでも構いません。また、空白でいい方は無回答で構いません)

リーディング
 リスニング

属性1
 属性2
 属性3
 属性4
 属性5
 属性6

個人情報の同意 同意する

内容修正

回答完了

アンケート回答完了

アンケートの登録が完了しました。
 受験の前には以下の受験のしおりを必ずご確認ください。

[受験のしおり](#)

【必ずお読みください】受験に関する注意事項とご案内

受験に関する注意事項
 試験終了後、画面を待機すると、ご自身のスコアが画面に表示されます。スコア表示画面は、必ずブラウザが起動し続ける必要があります。必ず、スコア表示画面でスコアを確認してから終了してください。

受験に関するご案内
 Authorization Codeを使用してテストを受験してください。

<パソコンで受験する場合(推奨)>
 受験のしおりに制作環境を確認の上、以下の受験するブラウザを使用してください。

受験する

<iPadで受験する場合>
 以下のApp Storeへのリンク先から専用アプリをiPadにインストールし、専用アプリで受験してください。
 Safariなどのブラウザでは受験できません。インストールの手順はこちら。

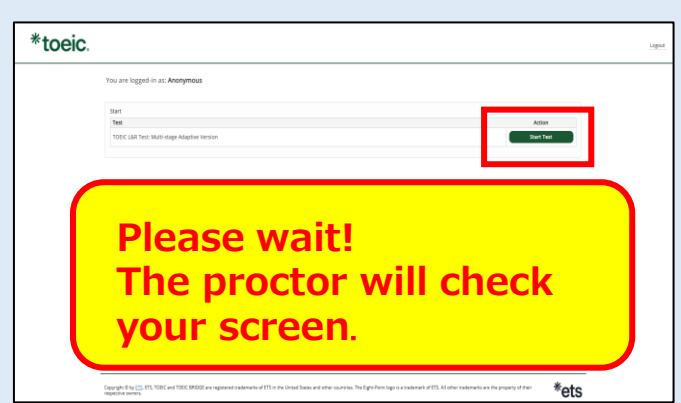
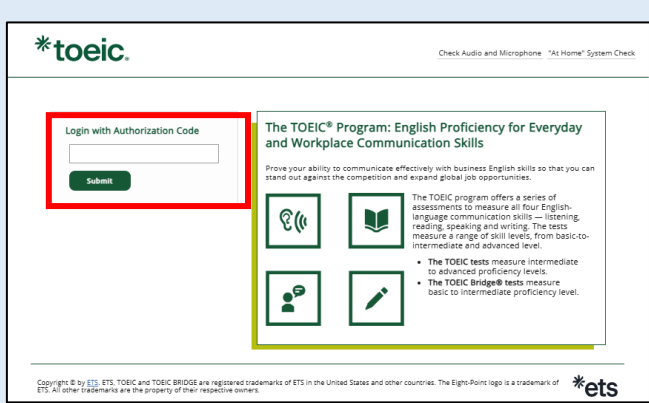
App Store

【注意事項】
 Macの場合、ブラウザはGoogle Chromeをお使いください。Safariでは受験できません。
 Google Chromeが利用可能な場合はGoogle Chromeをインストールして受験してください。

【注意事項】
 リモート学習サービス(Zoom)をご利用の場合、iPadでの受験はできませんので、パソコンでの受験をお願いします。

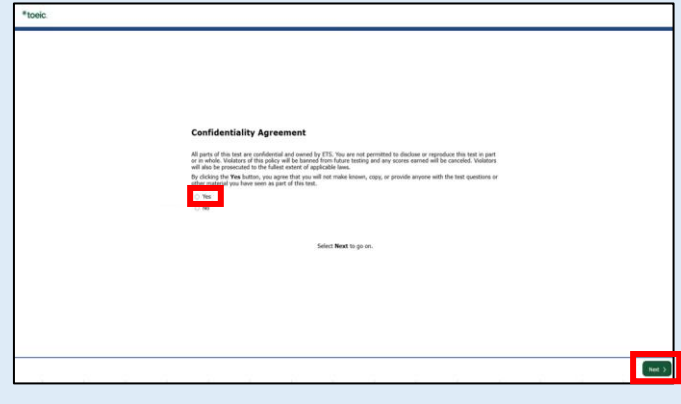
6. Click 「回答完了」"Answer completion".

7. Click 「Start Test」"受験する".



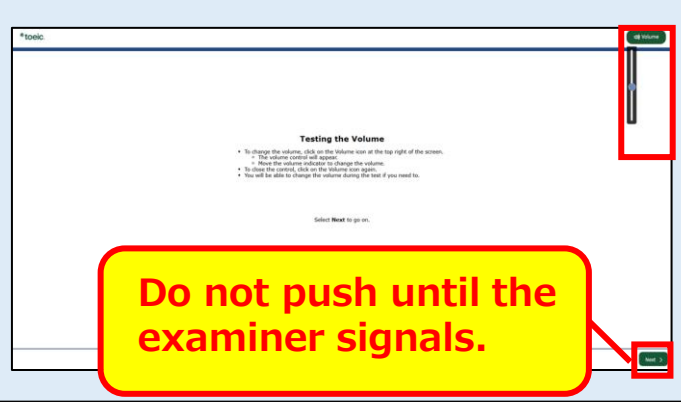
8. Enter your Authorization Code and click "Submit".

9. Please remain on this screen until the proctor announces. After checking by the proctor, click "Start Test".



10. Click "Next"

11. Accept the displayed agreement and select "Yes". Click "Next".



12. The explanation regarding test center administration is displayed. Click "Next".

13. Click "Volume" in the upper right corner, move the cursor to adjust the volume, then click "Next".
**It may take 1 or 2 minutes for the test sound to be heard, depending on the internet environment. You might have troubles in the listening section, if you cannot hear the sound here.*

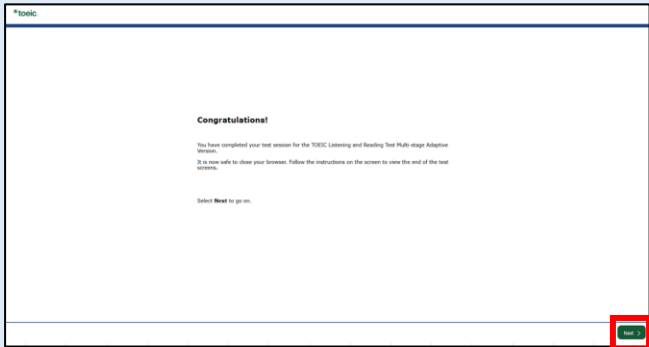
Please note that your test score will not be valid for credit accreditation if the proctor cannot confirm your screen both at the start (#9) and at the end (#17).



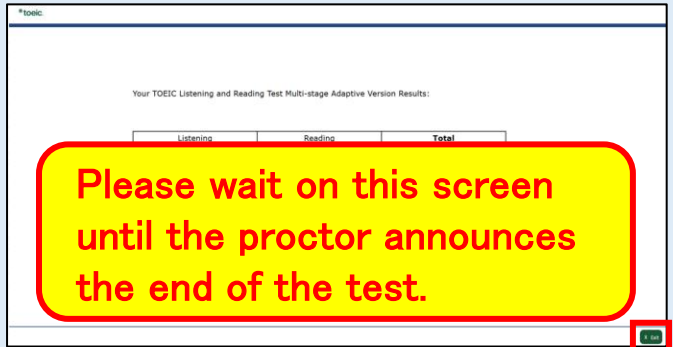
14. After the test overview is played via audio, the screen will advance automatically.



15. The Listening section will begin. Please follow the guidelines.







16. After all the tests are completed, the following screen will be displayed. Click "Next" and check your test results. (Go to the next screen)



17. Please remain on this screen until the proctor announces the end of the test. The proctor will check your screen. Click "Exit" to finish after the proctor confirms your score.

Please note that your test score will not be valid for credit accreditation if the proctor cannot confirm your screen both at the start (#9) and at the end (#17).

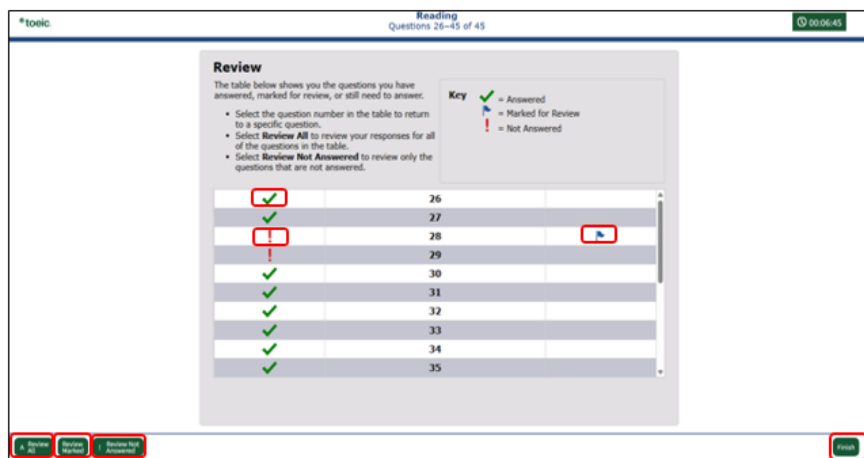
◆ Reading section icon descriptions

	A countdown timer will appear in the right upper corner of the screen. Please pay attention to the displayed remaining time for each UNIT. Test sections (parts) without the timer display are not counted down. As the Reading section's test time for UNIT ONE is approximately 23 minutes and approximately 14 minutes for UNIT TWO, the remaining time displayed in the countdown timer when the test starts may not be exactly 23/14 minutes depending on which time you are taking the test.
	If you click the white checkbox, a checkmark will appear, and this will help you find the items you would like to review later. After proceeding to UNIT TWO, it is not possible to review items in UNIT ONE.
	You can open the tab of the item list. Please see the description of the Review screen on the next page for more information.
	You can move to the previous item with the "Back" button and to the next item with the "Next" button.

Review screen description ↵

*There is a "Review" screen for each unit. **Once you finish UNIT ONE, you cannot confirm or correct any items in UNIT ONE.** ↵






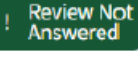
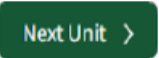

*Even if you proceed to UNIT TWO with time left in UNIT ONE, **the remaining time in UNIT ONE will not be carried over to UNIT TWO.** ↵



The screenshot shows the 'Review' screen for the Reading section. At the top, it says 'Reading Questions 26-45 of 45' and '00:06:45'. Below the title, there is a 'Key' section with a legend: a green checkmark for 'Answered', a blue flag for 'Marked for Review', and a red exclamation mark for 'Not Answered'. The main part of the screen is a table with question numbers 26 through 35. Question 26 has a green checkmark, 27 has a green checkmark, 28 has a red exclamation mark, 29 has a blue flag, 30 has a green checkmark, 31 has a green checkmark, 32 has a green checkmark, 33 has a green checkmark, 34 has a green checkmark, and 35 has a green checkmark. At the bottom of the screen, there are buttons for 'Review All', 'Review Marked', 'Review Not Answered', and 'Finish'. A blue callout box points to the 'Next Unit >' button.

On the UNIT ONE Review tab, "Next Unit" is displayed

Next Unit >

	Appears on an item that has been answered
	Appears on an item that remains unanswered
	Displayed on an item that has been checked as "Mark item for review"
	Back to the beginning of each UNIT (Directions page of "Incomplete Sentences")
	Back to the first item that has marked as "Mark item for review". By clicking "Next" with this, you can review the only items that have marked as "Mark item for review"
	Go back to the first unanswered item. You can review only unanswered items by clicking "Next".
	Displayed on the UNIT ONE Review screen. If you click "Finish Unit" that appears after clicking "Next Unit", you can proceed to UNIT TWO even during the UNIT ONE test time. However, please note that once you proceed to UNIT TWO you will be unable to return to UNIT ONE. Furthermore, remaining time in UNIT ONE will not be carried over to UNIT TWO.
	Displayed on the UNIT TWO Review screen. By clicking "Finish", you can finish the test even before the end time. Please note that once you click this, you will not be able to restart the test.

◆ How to check the result

◆ 重要 ◆ テスト結果取得通知 TOEIC Listening & Reading IPテスト (オンライン版)

■ テスト結果の確認手続きについて

● テスト結果確認開始日
20XX年XX月XX日 15時XX分XX秒

TOEIC Listening & Reading IPテスト (オンライン) 受験者サイトへログインをして、テスト結果をご確認ください。

【テスト結果確認方法】

1. TOEIC Listening & Reading IPテスト (オンライン) 受験者サイト <https://area18.smp.ne.jp/area/p/nas9mfqbk0qhlgm2/hikAf/login.html> にアクセス
2. Authorizationコードと自身で設定したパスワードでサイトへログイン
3. 「テスト結果確認」をクリック

<ダウンロード可能期間について>
上記テスト結果確認開始日より、翌月末までダウンロードが可能ですが、この期間を経過した採点データは特定の個人を識別することができない統計データとして保存されます。

テスト結果確認用URL

1. Please check your email to get your test result.
Visit 「TOEIC Listening & Reading IP テスト (オンライン) 受験者サイト」
(<https://area18.smp.ne.jp/area/p/nas9mfqbk0qhlgm2/hikAf/login.html>).

2. Enter your Authorization Code and password and click "Login"
※Authorization Code → Stated in the text of the email
※Password → HU_TOEIC and your date of birth(in 8 digits)
(ex : 2005/4/1→HU_TOEIC20050401)

テスト種別	TOEIC Listening & Reading Test
申込番号	OTLR000077
実施団体名	アイアイビージー
テスト実施開始日	2019年6月26日
テスト実施終了日	2019年6月26日
受験者住所登録機関	2019年6月26日

氏名(英字)	国際 花子
氏名(カナ)	コクサイ ハナコ
氏名(ローマ字)	KOKUSAI HANAKO
性別	女性
生年月日	2000年1月1日
メールアドレス	rikihana@ibc-ekbalors
受験番号	1234567890
所属コード	1234

テスト結果確認

Institution	アイアイビージー
Test date	2019/6/26
Name	国際 花子
Date of birth	2000/1/1
Registration number	1234567890
Group code	1234

	Listening	Reading	Total
Score	300	250	550

テスト結果印刷

3. Click 「テスト結果確認」 "Confirm Test Result"

4. Check your test result

Listening	300
Reading	250
TOTAL SCORE	550

LISTENING

READING

Score Descriptor Table (レベル別解説の一覧表)

Listening (リスニング) セクション

Reading (リーディング) セクション

5. You can print out your test result in PDF format by clicking 「テスト結果印刷」 "Print Test Result". Please save the PDF file if necessary. **Test result will be removed from the system at the end of the following month after the test. Please note that after this period, you will not be able to check your test result.**